

435 Glenwood Road, Binghamton, NY 13905-1609

Service Desk Phone: (607) 766-3800

**Summary:** How to connect to the South Central Regional Information Center Network using RICAnywhere- Instructions for Macintosh Users

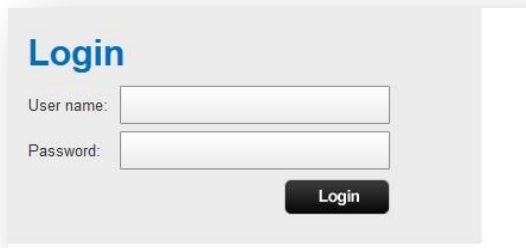
## Steps: Connect to South Central RIC's Network

In order to access the SCRIC network, you need to install a VPN (Virtual Private Network) program called Citrix Access Gateway which will connect you to the South Central RIC's network.

1. Open a web browser and go to <https://ricanywhere.southcentralric.org>

**Note:** The steps below assume you are using Safari. You may notice some differences if using another web browser.

2. Enter your email address, password and then click Login.



The screenshot shows a login interface with the title "Login" in blue. Below the title are two input fields: "User name:" and "Password:". To the right of the "Password:" field is a black button with the word "Login" in white text.

3. Select Network Access:

- If you are prompted to download the **Citrix Access Gateway Plug-in**, click the Download button.
- If you are not prompted to download the **Citrix Access Gateway Plug-in**, skip to step 12.



435 Glenwood Road, Binghamton, NY 13905-1609

Service Desk Phone: (607) 766-3800


4. Select download button to download the **Access Gateway Plugin**.

### Citrix Access Gateway

If the Plug-in is installed, click "Applications -> Citrix Access Gateway" to log on.

If the Access Gateway Plug-in is not installed, click Download to install the software and connect automatically.

If a proxy server is configured, you need to add "localhost" to the proxy exception in your Web browser.  
For more information contact your help desk or system administrator.

 **Download**

---

#### To install the Access Gateway Plug-in for Mac OS X

1. Click **Download**.
2. In the File Download dialog box, click **Run**.

5. Browse to your default downloads location. Double-click Install **Citrix Access Gateway Plug-in** to begin the installation process.

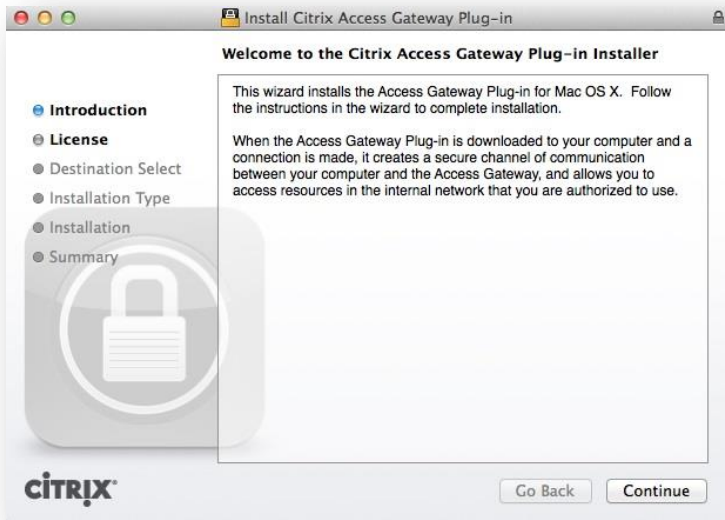


# Connecting through RIC Anywhere – For Mac

435 Glenwood Road, Binghamton, NY 13905-1609

Service Desk Phone: (607) 766-3800

6. Click Continue.



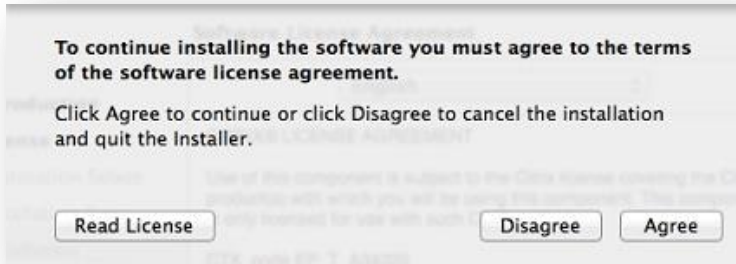
7. Click Continue.



435 Glenwood Road, Binghamton, NY 13905-1609

Service Desk Phone: (607) 766-3800

8. Click Agree.



9. Click Install.



# Connecting through RIC Anywhere – For Mac

435 Glenwood Road, Binghamton, NY 13905-1609

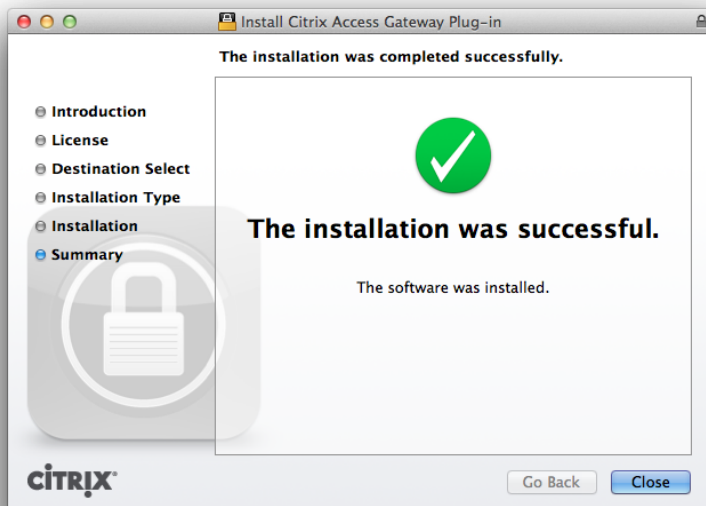
Service Desk Phone: (607) 766-3800

10. Enter your Macintosh username and password and click OK.



The Access Gateway Plug-in will install in the background.

11. Close any remaining windows that are open from the Citrix Access Gateway Plug-in installation.

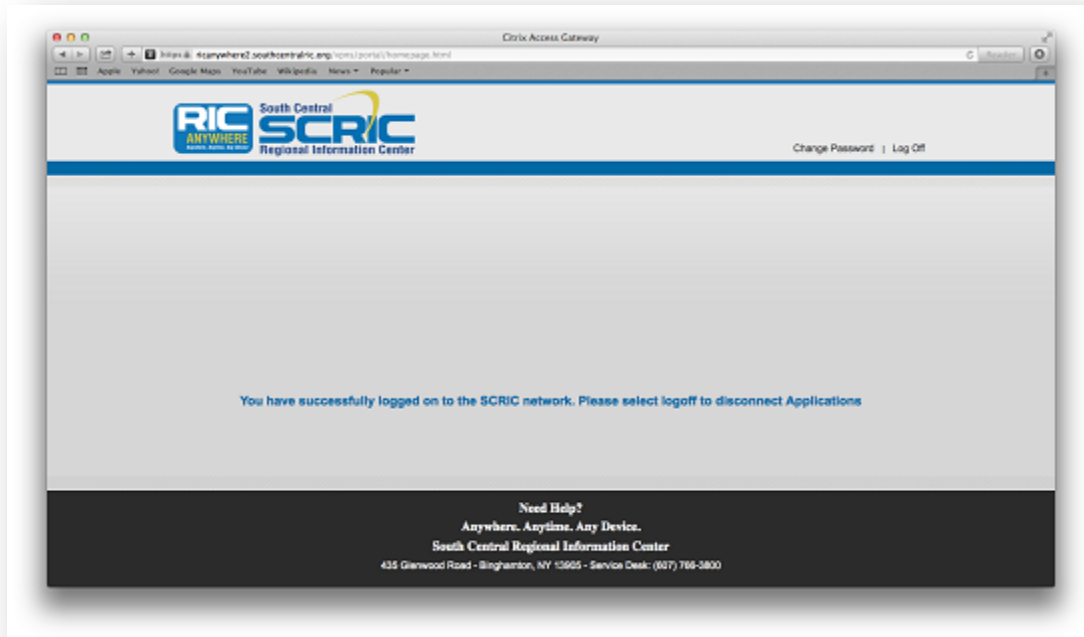


# Connecting through RIC Anywhere – For Mac

435 Glenwood Road, Binghamton, NY 13905-1609

Service Desk Phone: (607) 766-3800

12. The following page should appear once you have logged into the SCRIC network. You can log off or change your password from this page.



Please contact the SCRIC service desk at 607-766-3838 for further assistance.