

IMPORTANT: <https://twittercommunity.com/t/deprecating-widget-settings/102295>

Summary: Update an embedded personal Twitter feed to your school webpage

Prerequisites: Must have a Twitter account and an embedded feed

Steps:

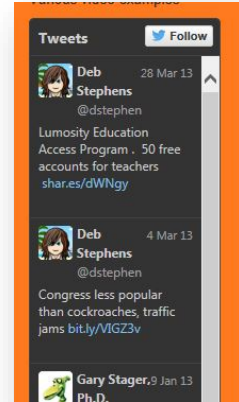
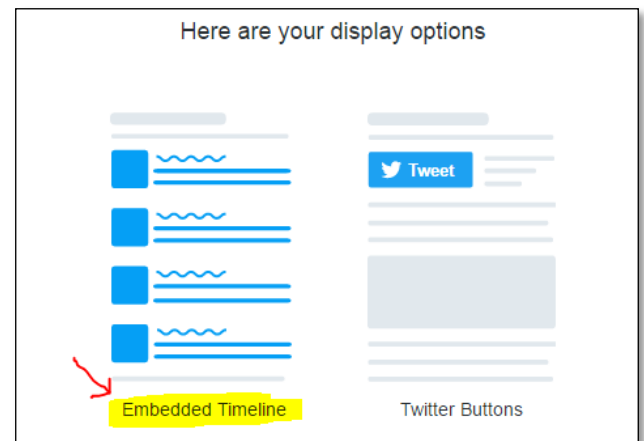
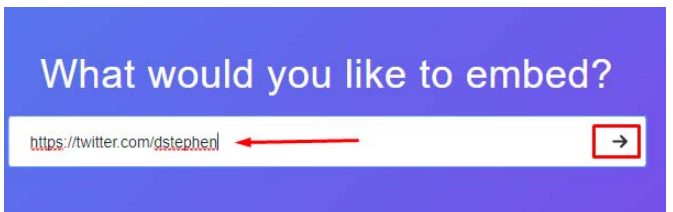
1. Go to **Twitter's** new Publish page

<https://publish.twitter.com/#>

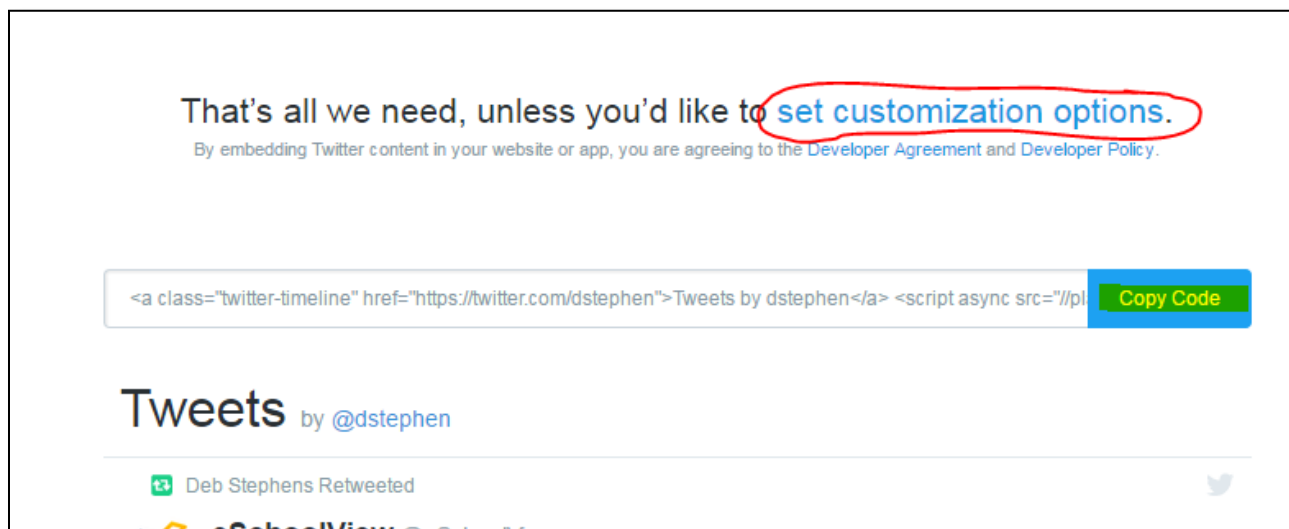
2. Copy/paste your **Twitter account URL** in the space provided
3. Click the right facing arrow

<https://twitter.com/dstephen>

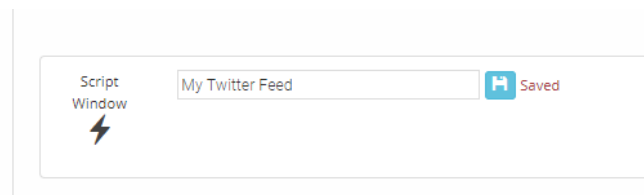
4. Choose **Embedded Timeline**



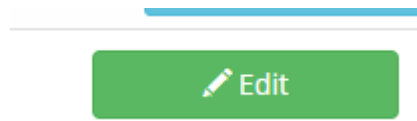
- Set **Customization Options** if desired. Make changes, click **update**, then **Copy Code**



- Navigate to the **Page/Script Window** where you have your Twitter feed



- Click **Edit**



- Delete** the code there and **paste** the new code into the script window and **Save**

